

平式电极晶片排列电阻— LA 系列

Flat Termination Chip Resistors Array



产品规格书

PRODUCTS DATASHEET

宁波鼎声微电子科技有限公司

NINGBO GIANTOHM MICRO ELECTRONICS TECHNOLOGY CO., LTD.

浙江省宁波市杭州湾新区玉海东路 136 号 15 号楼

BLDG 15, 136 YUHAI EAST RD., HANGZHOU BAY NEW ZONE, NINGBO, ZHEJIANG, CHINA

SALES@GIANTOHM.COM / MARKETING@GIANTOHM.COM

[HTTPS://WWW.GIANTOHM.COM](https://www.giantohm.com)

目录 INDEX

产品特性 Feature	3
标准料号 Part No. System.....	3
产品规格 Specifications	3
功率衰减曲线 Power derating.....	3
额定电压 Voltage rating	4
产品尺寸 Dimensions	4
产品结构 Structure	4
信赖性测试 Reliability	4
使用建议 Suggestion	5
焊锡条件 Soldering.....	5
推荐焊盘尺寸 Electrode pad.....	6
使用环境 Working environment.....	6
存储/搬运条件 Storage/Carry	6
法律免责声明 Legal Disclaimer.....	7

产品特性 FEATURE



- 符合 RoHS 要求。RoHS Compliant.
- 体积小，重量轻。Tiny and light.
- 高可靠性和稳定性。High reliability and stability.
- 降低组装成本。Low assembly cost.
- 适用于无铅波峰焊和回流焊。
Wave and reflow soldering are all available.

产品应用 Applications:

手机、平板、电脑等等一般电子产品。Smart phone, pad, PC, etc.

标准料号 PART NO. SYSTEM

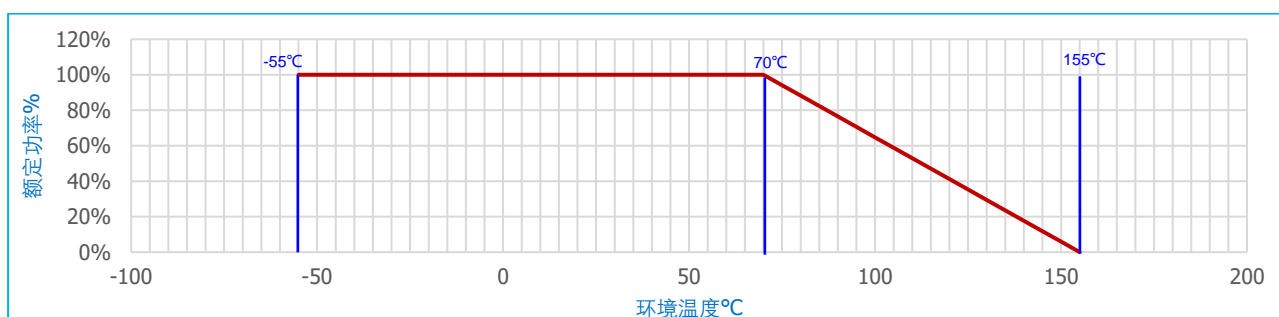
举例 For example: LA0102 5% 100KΩ

1	2	3	4	5	6	7	8	9	10	11	12	13	14	15	16	17
L	A	0	1	0	2	J	1	0	0	K		T	5	G	0	0
产品系列 Series	封装尺寸, 长×宽 Size, Length × Width		精度 Tol.	产品阻值 Resistance Value				包装 方式 Packing	包装 数量 SPQ	特性 Feature	温度系数 TCR					
LA: 平式电极晶片 排列电阻 Flat Termination Chip Resistors Array	0102-0201×2 0104-0201×4		F:±1% J:±5%	•1R: 1Ω, 1 欧姆 •4R7: 4.7Ω, 4.7 欧姆 •4K7: 4.7KΩ, 4.7 千欧 •100K: 100KΩ, 100 千欧 •1M: 1MΩ, 1 兆欧 注:不论精度, 阻值表达一致 Value code is same even if different tolerance. •R-Radix, 小数点				T: 卷装 Reel	A-10K	G: 标准品 Std. S: 订制品 custo mized	00:详见参数表 Details in sheet					

产品规格 SPECIFICATIONS

型别 Type	额定功率 Power rating	最高额定电压 Max Voltage Rating	最高过负荷电压Max Voltage Overload	±1% & ±5%阻值范围 Value Range	跳线额定电流 Jumper Current Rating	跳线最大电流 Jumper Max Current	跳线阻值 Jumper Value Range
LA0102 0201×2	1/20W	12.5V	25V	10Ω-1MΩ	1A	2A	50mΩ MAX.
LA0104 0201×4	1/20W	12.5V	25V	10Ω-1MΩ	1A	2A	50mΩ MAX.
使用温度范围 Working temperature			-55°C ~ +155°C				

功率衰减曲线 POWER DERATING



额定电压 VOLTAGE RATING

对于额定功率之直流或交流(rms)电压。可用以下公式计算，如果计算的值超过产品规格表内的最高额定电压时，则以最高额定电压为其额定电压。

Voltage rating can be calculated by formula as below, and the result calculated higher than the max voltage rating listed in table, the max voltage rating is the certain voltage rating of this value resistor.

公式如下 Formula:

$$E = \sqrt{P \times R}$$

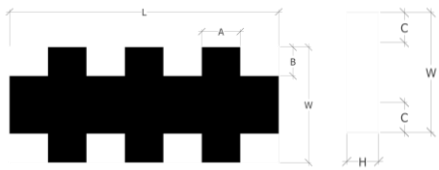
E=额定电压 Voltage rating (V)

P=额定功率 Power rating (W)

R=阻值 Resistance value (Ω)

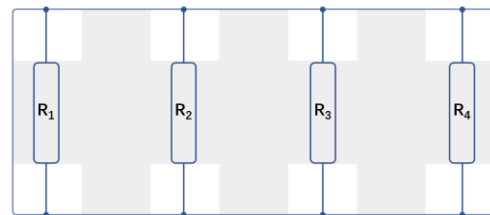

产品尺寸 DIMENSIONS

单位 Unit: 毫米 mm



型别 Series	L	W	H	A	B
LA0102 0201×2	0.80±0.05	0.60±0.05	0.23±0.10	0.20±0.05	0.10±0.10
LA0104 0201×4	1.40±0.05	0.60±0.05	0.23±0.10	0.20±0.05	0.10±0.10

产品结构 STRUCTURE



注: R₁=R₂=R₃=R₄

信赖性测试 RELIABILITY

项目 Item	测试条件 Conditions	指标 Specifications	
		电阻 Resistors	跳线 Jumper
温度系数 Temperature Coefficient of Resistance (T.C.R.)	$TCR(PPM/°C) = \frac{(R_2 - R_1)}{R_1 \times (T_2 - T_1)} \times 10^6$ R ₁ :室温下量测之阻值(Ω) Value in room temperature R ₂ : -55°C 或 +125°C 下量测之阻值(Ω) Value in test temperature T ₁ :室温之温度(°C) Room temperature T ₂ : -55°C 或 +125°C 之温度(°C)。 Test temperature 依据 Reference: JIS-C5201-1 4.8	±200PPM/°C	/
短时间过负荷 Short Time Overload	2.5 倍的额定电压。时间: 5 秒, 放置 30 分钟以上再量测阻值变化率。 2.5 times of voltage rating within 5 seconds. Test the change rate after testing 30 minutes. 依据 Reference: JIS-C5201-1 4.13	1%: ΔR=±1.0% 5%: ΔR=±2.0%	参考产品规格表 More detail in Product Spec. (Ω)
焊锡性 Solderability	将电阻浸于 235±5°C 之炉中 2 秒后取出置于显微镜下观察焊锡面积。 Hold resistors in a furnace at 235 ± 5 °C for 2 seconds, take it out and observe the solder area under a microscope. 依据 Reference: JIS-C5201-1 4.17	导体吃锡面积应大于 95%	
耐焊接热 Resistance to Soldering Heat	260°C 锡炉中浸入 10 秒, 取出静置 60 分钟, 量测阻值变化率。 Hold resistors in 260 °C tin furnace for 10 seconds, take it out and stand for 60 minutes, and measure the change rate. 依据 Reference: JIS-C5201-1 4.18	ΔR%=±1.0%	参考产品规格表 More detail in Product Spec. (Ω)

项目 Item	测试条件 Conditions	指标 Specifications	
		电阻 Resistors	跳线 Jumper
Leaching	锡炉 260°C、浸入 30 秒，取出观察电阻外观。 Hold resistor the tin furnace at 260 ° C for 30 seconds, take it out and observe the appearance of the resistance. 依据 Reference: JIS-C5201-1 4.18	无可见损坏 No visible damage.	
Board Flex/ Bending 弯折测试	将电阻焊于弯折性测试板中，置于弯折测试机上，在测试板中央施力下压，于负荷下量测阻值变化率。 The resistance is welded in PCB, placed on the bending test machine, pressed in the center of PCB, and the change rate of resistance value is measured under load. 下压深度 Pressing depth (D): 5mm 依据 Reference: JIS-C5201-1 4.33	$\Delta R = \pm 1.0\%$	参考产品规格表 More detail in Product Spec. (0Ω)
耐热性试验 High Temperature Exposure	最高温度下存放 1000 小时，不通电，取出静置 60 分钟，测变化率。 Store at the maximum temperature for 1000 hours without power, take it out and stand for 60 minutes, and then measure the change rate. 依据 Reference: JIS-C5201-1 4.25	1%: $\Delta R = \pm 2.0\%$ 5%: $\Delta R = \pm 3.0\%$	参考产品规格表 More detail in Product Spec. (0Ω)
冷热冲击 Thermal Shock	将产品放置在冷热冲击箱中，温度为 -55°C、15 分钟，+125°C、15 分钟，共计循环 300 次后取出，静置 60 分钟再量测阻值变化率。 Place the product in the cold and hot shock box at - 55 ° C for 15 minutes and + 125 ° C for 15 minutes. Take it out after 300 cycles, stand for 60 minutes, and then measure the resistance change rate. 依据 Reference: MIL-STD-202 Method 107G	1%: $\Delta R = \pm 0.5\%$ 5%: $\Delta R = \pm 1.0\%$	参考产品规格表 More detail in Product Spec. (0Ω)
耐湿负荷 Loading Life in Moisture	置于 40°C，90~95% 相对湿度的恒温恒湿箱中，施加额定电压，90 分钟 ON，30 分钟 OFF，共 1,000 小时。取出静置 60 分，再测阻值变化率。 Place in a constant temperature and humidity box with a temperature of 40 ° C and a relative humidity of 90 ~ 95%, and apply the rated voltage, on for 90 minutes and off for 30 minutes, a total of 1000 hours. Take it out and stand for 60 minutes, and then measure the change rate 依据 Reference: JIS-C5201-1 4.24	1%: $\Delta R = \pm 2.0\%$ 5%: $\Delta R = \pm 3.0\%$	参考产品规格表 More detail in Product Spec. (0Ω)
负荷寿命 Load Life	置于 70°C 之烤箱中施加额定电压，90 分钟 ON，30 分钟 OFF，共 1,000 小时。取出静置 60 分钟再量测阻值变化率。 Place in an oven at 70 ° C and apply the rated voltage for 90 minutes on and 30 minutes off for 1000 hours. Take it out and stand for 60 minutes, and then measure the change rate of resistance value. 依据 Reference: JIS-C5201-1 4.25	1%: $\Delta R = \pm 2.0\%$ 5%: $\Delta R = \pm 3.0\%$	参考产品规格表 More detail in Product Spec. (0Ω)

使用建议 SUGGESTION

LA 系列的产品是属于一般消费类电子用途，本系列产品适用的消费电子应用领域，包括但不限于如下所示，如有其他应用需与鼎声微电进行确认是否适用。

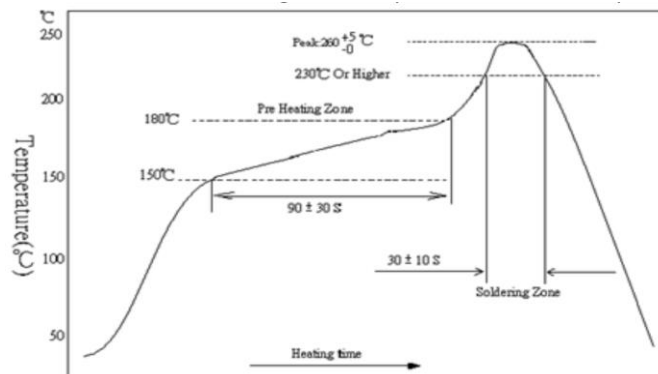
LA series products are only for general purpose, used to consumer electronics fields. Please contact GiantOhm sales or FAE if products applied in another scene besides listed as below:

手机、平板、电脑等等一般电子产品。Smart phone, Pad, PC, and so on.

焊锡条件 SOLDERING

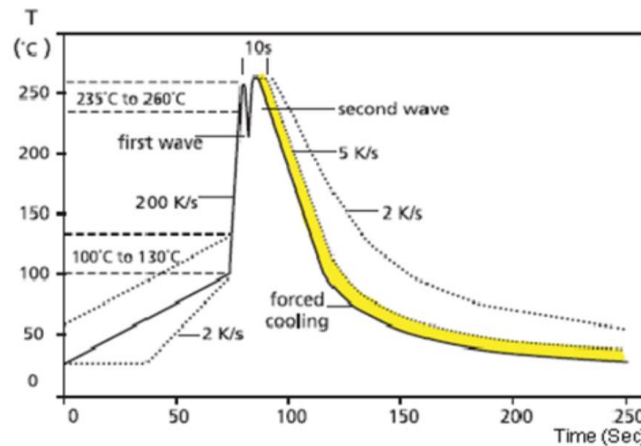
此为推荐，请客户依据实际应用调整；Suggestion only. Please adjust it according to the actual application.

- 无铅回流焊工艺 Lead Free IR Reflow Soldering Profile (符合 J-STD-020D)



备注:零件最高耐温 260 +5/-0 °C ,10 秒。Note: the max. temperature resistance is 260 +5/-0 °C within 10 sec.

• 无铅波峰焊工艺 Lead Free Double-Wave Soldering Profile

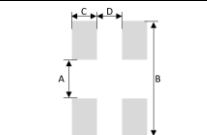
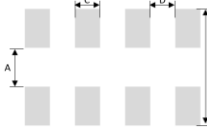


备注：烙铁焊锡方法:350±10°C 3秒之内。Note: Manual soldering in 350±10°C within 3 sec.

推荐焊盘尺寸 ELECTRODE PAD

电阻贴片焊接，焊后的电阻值根据焊接区域的大小和焊接量的不同而稍有变化。设计电路时，有必要考虑其电阻值降低或增加的影响。Resistance value would be lower than nominal value because of joint with soldering material, so designing circuit should adjust the pad size.

Dimension(mm)

图示 Figure	型别 Series	A	B	C	D
	LA0102 0201×2	0.30	0.90	0.30	0.20
	LA0104 0201×4	0.30	0.90	0.30	0.20

使用环境 WORKING ENVIRONMENT

如果客户端有意在特殊环境或状态下使用公司产品(包括但不限于如下所示)，则需针对下列或其他运用环境个别承认产品特性及信赖性。If user intends to use products in special environments or states (including but not limited to the following), it is necessary to approve special characteristics and reliability for the following or other application environments.

- 运用于高温高湿之环境。High temperature.
- 于接触海风或运用于其他腐蚀性气体之环境: Cl₂、H₂S、NH₃、SO₂及 NO₂。Near the sea, or corrosive gas, such as Cl₂、H₂S、NH₃、SO₂ and NO₂, etc.
- 于非验证过液体中使用，包括水、油、化学品及有机溶剂。Unverified liquids, such as water, oil, chemical or organic solvent.
- 使用非验证过的树脂或其他涂层材料来封合或涂层公司产品。Unverified resin or paint to cover products.
- 于焊锡后的清洗，需使用水溶性清洁剂清洗残留于产品助焊剂，虽然使用免洗助焊剂仍建议清洗。Products should be washed with water soluble cleaner even if non cleaning flux.

存储/搬运条件 STORAGE/CARRY

- 在储存环境 25±5°C、60±15%RH 之条件下可储存一年。Storage in 25±5°C、60±15%RH in 1 year.
- 存储时请避开如下恶劣环境，以免影响产品性能及焊锡连接性：海风、Cl₂、H₂S、NH₃、SO₂及 NO₂ 等腐蚀性气体的场所，阳光直射、结露场所。Please avoid the following harsh environments for storing product, such as sea wind, Cl₂, H₂S, NH₃, SO₂, NO₂, and so on.

- C. 产品搬运、存储时，确保箱体正确朝向，严禁摔落、挤压箱体，否则可能造成产品电极或本体受损。
Please hold box correct orientation when storing and carrying. It is strictly prohibited to fall or squeeze the box, otherwise the product electrode or body may be damaged.

法律免责声明 LEGAL DISCLAIMER

鼎声微电及其经销商和代理商（以下统称“鼎声微电”）不因任何产品相关信息（包括但不限于产品规格、数据、图片和图表）中包含的任何错误、不正确或不完整，而承担任何责任。鼎声微电可能随时对产品相关信息进行更改、修订或改善，恕不另行通知。

GiantOhm and its distributors or agents (hereinafter referred to as GiantOhm) shall not bear any responsibility for any error, inaccuracy or incompleteness contained in any product related information (including but not limited to product specifications, data, pictures, and charts). GiantOhm may change, revise, or improve product related information at any time without prior notice.

鼎声微电对于其产品使用于特殊目的之适用性或其任何产品的持续生产不为任何承诺、保证或担保。在法律准许的最大程度内，鼎声微电不承担任何下述之责任：

GiantOhm makes no commitment, guarantee for the suitability of its products for special purposes or the continuous production of any of its products. To the maximum extent permitted by law, GiantOhm does not assume any of the following responsibilities:

- A. 因应用或使用任何 鼎声微电 产品而产生之任何及所有责任。
Any and all liabilities arising from the application or use of any GiantOhm's products.
- B. 任何及所有责任，包括但不限于因鼎声微电产品所造成或与 鼎声微电产品相关的利润损失或是直接损害、间接损害、特别损害、惩罚性损害、衍生性损害或附带性损害。
Any and all liabilities, including but not limited to the loss of profits or direct damage, indirect damage, special damage, punitive damage, derivative damage or incidental damage caused by or related to GiantOhm's products.
- C. 任何及所有默示保证，包括产品适用于特殊用途、非侵权、及适销性。
Any and all implied warranties, including fitness for a particular purpose, non-infringement, and merchantability.

鼎声微电将此产品定义为一般消费类电子用途，不适用于任何医疗救生或维持生命的设备，也不适用于鼎声微电产品故障时，可能造成人员伤亡之任何应用上。

GiantOhm defines this product as a general consumer electronic purpose, which is not applicable to any medical life-saving or life-sustaining equipment, nor to any application that may cause casualties in case of failure of GiantOhm's products.

鼎声微电所提供的任何及所有的关于产品应用上的技术建议，均为无偿提供，鼎声微电对于采用该等技术建议及可获取的结果，不承担任何义务及责任，采用该等建议之所有风险，概由买方承担。买方将鼎声微电产品使用于与其他材料或原料结合、或实施于其任何制程中之组合，所产生的所有风险及责任，概由买方承担，不论 鼎声微电对于产品的使用给予任何口头或书面的技术说明、建议或其他。

Any and all technical suggestions on product application provided by GiantOhm are provided free of charge. GiantOhm assumes no obligation and responsibility for adopting such technical suggestions and available results, and all risks of adopting such suggestions shall be borne by the buyer. All risks and responsibilities arising from the buyer's use of GiantOhm's products in combination with other materials or raw materials, or in any combination in its manufacturing process, shall be borne by the buyer, regardless of any oral or written technical instructions, suggestions or other requirements given by GiantOhm for the use of the products.

以上所提供的信息仅为说明产品规格，产品未变更时，鼎声微电拥有修改以上内容不另行通知的所有权利，产品变更将会以 ECN 通知客户。

The information provided above is only to explain the product specifications. If the product is not changed, GiantOhm has all the rights to modify the above contents without prior notice, and the product change will be notified to the customer by ECN.