

NP Series

Convex Termination High Power Chip Array Resistors

Version. A



RATED VOLTAGE

Resistors should have a Rated Voltage DC or AC corresponding to Rated Power which can be calculated by formula as below.

The Rated Voltage of certain resistance value should be the calculated result or Max. Working Voltage of product series whichever less.

Formula:

$$E = \sqrt{P \times R}$$

E=Rated voltage(V)

P=Rated power(W)

R=Nominal resistance(Ω)

DIMENSIONS

Unit: mm

Figure	Type	L	W	T	A1	A2	B	C	D
	NP0304 0603x4	3.2±0.2	1.6±0.2	0.50±0.10	0.65±0.10	0.50±0.15	0.30±0.15	0.80±0.10	0.30±0.15

RELIABILITY

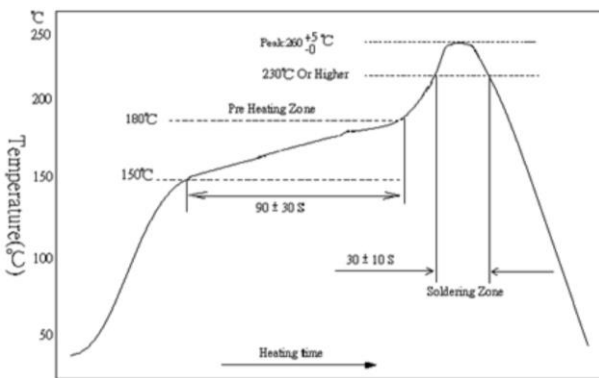
Item	Test Method	Acceptable Criterion
Temperature Coefficient of Resistance (T.C.R.)	$TCR(PPM/°C) = \frac{(R_2 - R_1)}{R_1 \times (T_2 - T_1)} \times 10^6$ R ₁ : Value in room temperature R ₂ : Value in test temperature T ₁ : Room temperature T ₂ : Test temperature Reference: JIS-C5201-1 4.8	R ≥ 10Ω: ±200 PPM/°C R < 10Ω: ±400 PPM/°C
Short Time Overload	Voltage: 2.5 times of voltage rating within 5 seconds. Test the change rate after testing 30 minutes. Reference: JIS-C5201-1 4.13	ΔR/R = ±2.0%
Solderability	Hold resistors in a furnace at 235 ± 5 °C for 2 seconds, take it out and observe the solder area under a microscope. Reference: JIS-C5201-1 4.17	Coverage must be 95% minimum.
Resistance to Soldering Heat	Hold resistors in 260 °C tin furnace for 10 seconds, take it out and stand for 60 minutes, and measure the change rate. Reference: JIS-C5201-1 4.18	ΔR/R = ±1.0%
Leaching	Hold resistor the tin furnace at 260 °C for 30 seconds, take it out and observe the appearance of the resistance. Reference: JIS-C5201-1 4.18	No visible damage.
Board Flex/Bending	The resistance is welded in PCB, placed on the bending test machine, pressed in the center of PCB, and the change rate of resistance value is measured under load. Pressing depth (D): 5mm Reference: JIS-C5201-1 4.33	ΔR/R = ±1.0%
High Temperature Exposure	Store at the maximum temperature for 1000 hours without power, take it out and stand for 60 minutes, and then measure the change rate. Reference: JIS-C5201-1 4.25	ΔR/R = ±3.0%
Thermal Shock	Place the product in the cold and hot shock box at - 55 °C for 15 minutes and + 125 °C for 15 minutes. Take it out after 300 cycles, stand for 60 minutes, and then measure the resistance change rate. Reference: MIL-STD-202 Method 107G	ΔR/R = ±1.0%

This document is subject to change without notice. The products described herein, and this document are subject to specific disclaimers, set forth at GiantOhm official website, <http://www.giantohm.com/download/cid/22.html>

Item	Test Method	Acceptable Criterion
Loading Life in Moisture	Place it in a constant temperature and humidity box with a temperature of 40 °C and a relative humidity of 90 ~ 95%, and apply the rated voltage, on for 90 minutes and off for 30 minutes, a total of 1000 hours. Take it out and stand for 60 minutes, and then measure the change rate Reference: JIS-C5201-1 4.24	$\Delta R/R = \pm 3.0\%$
Load Life	Place in an oven at 70 °C and apply the rated voltage for 90 minutes on and 30 minutes off for 1000 hours. Take it out and stand for 60 minutes, and then measure the change rate of resistance value. Reference: JIS-C5201-1 4.25	$\Delta R/R = \pm 3.0\%$

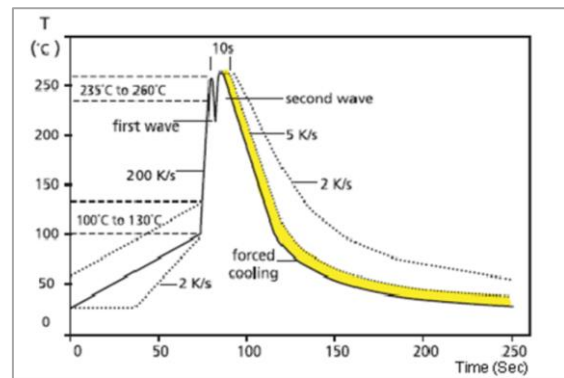
SOLDERING

Lead Free IR Reflow Soldering Profile



- Top temperature should be under 260 +5/-0 °C ,10Sec.
- Reference: J-STD-020D

Lead Free Double-Wave Soldering Profile

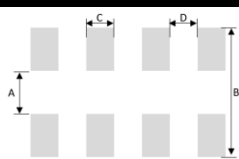


- 350±10°C within 3 Sec. if soldering iron.

SOLDERING PAD

Resistance value would be lower than nominal value because of joint with soldering material, so designing circuit should adjust the pad size.

Unit: mm

Figure	Series	A	B	C	D
	NP0304 0603×4	0.50	2.00	0.28	0.22

WORKING ENVIRONMENT

If user intends to use products in special environments or states (including but not limited to the following), it is necessary to approve special characteristics and reliability for the following or other application environments.

- High temperature.
- Near the sea, or corrosive gas, such as Cl₂, H₂S, NH₃, SO₂ and NO₂, etc.
- Unverified liquids, such as water, oil, chemical or organic solvent.
- Unverified resin or paint to cover products.
- Products should be washed with water soluble cleaner even if non cleaning flux.

STORAGE / CARRY CONDITIONS

- A. Temperature: 25±5°C
- B. Humidity: 60±15%RH
- C. Storage life: 2 years. FIFO
- D. Please hold box correct orientation when storing and carrying. It is strictly prohibited to fall or squeeze the box, otherwise the product electrode or body may be damaged.

LEGAL DISCLAIMER

GiantOhm and its distributors or agents (hereinafter referred to as GiantOhm) shall not bear any responsibility for any error, inaccuracy or incompleteness contained in any product related information (including but not limited to product specifications, data, pictures, and charts). GiantOhm may change, revise, or improve product related information at any time without prior notice.

GiantOhm makes no commitment, guarantee for the suitability of its products for special purposes or the continuous production of any of its products. To the maximum extent permitted by law, GiantOhm does not assume any of the following responsibilities:

- A. All liabilities arising from the application or use of any GiantOhm's products.
- B. All liabilities, including but not limited to the loss of profits or direct damage, indirect damage, special damage, punitive damage, derivative damage, or incidental damage caused by or related to GiantOhm's products.
- C. All implied warranties, including fitness for a particular purpose, non-infringement, and merchantability.

GiantOhm defines this product as a general consumer electronic purpose, which is not applicable to any medical lifesaving or life-sustaining equipment, nor to any application that may cause casualties in case of failure of GiantOhm's products.

All technical suggestions on product application provided by GiantOhm are provided free of charge. GiantOhm assumes no obligation and responsibility for adopting such technical suggestions and available results, and all risks of adopting such suggestions shall be borne by the buyer. All risks and responsibilities arising from the buyer's use of GiantOhm's products in combination with other materials or raw materials, or in any combination in its manufacturing process, shall be borne by the buyer, regardless of any oral or written technical instructions, suggestions or other requirements given by GiantOhm for the use of the products.

The information provided above is only to explain the product specifications. If the product is not changed, GiantOhm has all the rights to modify the above contents without prior notice, and the product change will be notified to the customer by ECN.

